



## ANTI-turboGFP MONOCLONAL ANTIBODY

<b>Catalog Number</b>	TA150041
<b>Product Name</b>	Affinity purified 2H8 anti-tGFP (turboGFP) monoclonal antibody (IgG2b), produced in mouse
<b>Amount</b>	100 ul
<b>Immunogen</b>	Anti-tGFP monoclonal antibody was produced by immunizing mice with purified tGFP protein expressed in HEK293T cell.
<b>Specificity</b>	The anti-tGFP antibody recognizes over expressed recombinant proteins containing the tGFP tag fused to either the amino- or carboxy-termini of targeted proteins in transfected mammalian cells or other expression systems.
<b>Concentration</b>	1.00 mg/ml (The concentration may vary among different lots.)
<b>Formulation</b>	PBS (pH7.3) containing 1% BSA, 50% glycerol and 0.02% sodium azide.
<b>Storage/Stability</b>	Stable for 1 year at -20°C from date of shipment. For maximum recovery of product, centrifuge the original vial after thawing and prior to opening the cap. Aliquot to avoid repeated freezing and thawing. Aliquots will be stable at 4°C for up to 3 months.
<b>Application</b>	Optimal working dilutions should be determined experimentally by the investigator. Prepare working dilution immediately before use. Suggested starting dilutions are as follows, but much higher dilutions (up to 1:40,000) can be used to detect abundant proteins achieving a lower background.

Western blot: 1:2000  
Immunofluorescent staining 1:100

**Notes:** This product is distributed for laboratory research use only, and is not intended for diagnostic use.

## Experimental Data

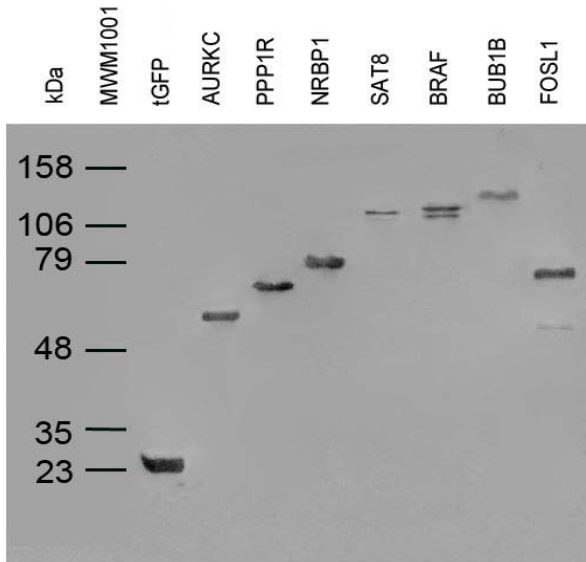


Fig1. Immunoblot analysis of randomly picked 7 different tGFP tagged over-expression lysates with TA150041 at 1:2000 dilution.

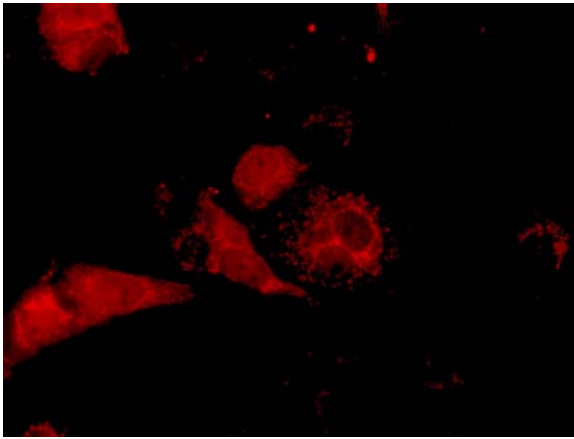


Figure 2. Cos7 cells transiently transfected with turboGFP tagged BID ORF cDNA clone (RC100007) for mitochondria marking were immuno-stained with OriGene's 2H8 anti-turboGFP antibody (TA150041) (1: 100), and then stained red with an Alexa-568 conjugated secondary antibody (1:1,000).

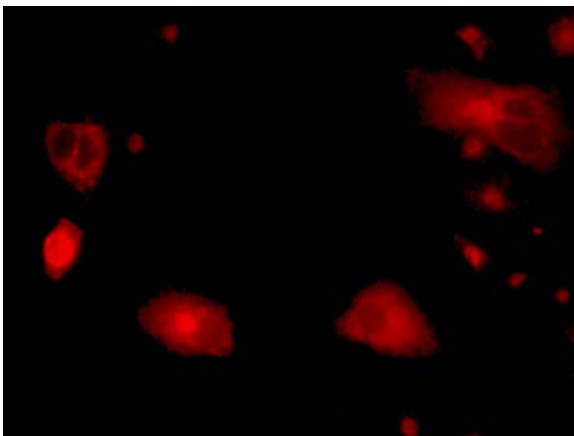


Figure 3. Cos7 cells transiently transfected with turboGFP tagged LAMP1 ORF cDNA clone (RC100016) for lysosome marking were immuno-stained with OriGene's 2H8 anti-turboGFP antibody (TA150041) (1: 100), and then stained red with an Alexa-568 conjugated secondary antibody (1:1,000).